

INGRAINED

Monthly Newsletter of the Knox & District Woodworkers Club

Volume 31 Number 07

45 Glenfern Road
Ferntree Gully VIC 3156
Reg. Assoc. A0017617S
ABN 23 621 787 437

Club Phone: (03) 9758 4849
KDWC Club Website: www.knoxwoodies.org.au
Club Email Address: secretary@knoxwoodies.org.au
"INGRAINED" first issue: November 1988. Formed: 5/10/88
30 year history at: <http://newsletters.knoxwoodies.org.au/20181001.pdf>

Executive Committee

President Rodney Williams 0448 686537
Vice President Jeff Smart 0409 251063
Secretary Lynette Hartley 0412 712062
Asst. Secretary Tom Noonan 9752 2211
Treasurer John Freshney 0402 400294
Stand-in Tres. Albert Bak 0419 384099

Committee Members for 2018-19

Purchasing:
Projects:
Social Activities:
Committee:
Membership:

Dick Webb 9764 5321
Andre Cook 0488 585970
Jeff Smart 0409 251063
Karen Button 0407 556666
Bill Orpen 0411 599804
Max Simon 0407 747824
David Lamble 0417 151043

Working Groups

Maintenance: Lindsay Horsley
Henk Eyssens, Dick Webb
Rodney Williams, Max Simon
Barry McDermott
Newsletter Team:
Gary Pope 0408994799
Bill Ireland, Dick Webb
Phil Spencer, Lindsay Horsley

President's Report - Rodney Williams

We have been busy at Woodies. There have been two great **Kidz Korner** events at **Ferntree Gully** and **Rowville Libraries**. Thanks to **Dick Webb** and the team who helped. We have had a thank you email from some parents complimenting us on how good the event was.



I appreciate the members who turned up on the **Working Bee**. The place got a good clean and **Sue Wood** took charge of the kitchen. We also got the frame up for **wood carving outside** the turning room.

Thanks to **Bill Orpen** who turned up with the load of timber and the few who stayed back to complete the job.

The **disabled parking** has been clearly marked. This is for people with a valid disabled sticker. Please respect the parking.

Frank Collins has made a jig for cutting small rounded pieces into small, straight cuts across the bandsaw.

The lighting outside the stable has been upgraded with lower wattage lamps.

I have finally received a reply from **Council** – the Contracts for the building have been let. They are waiting for timelines and we should have a meeting some time after Easter (!).

.....[Rodney]



See interview with **Bill Ireland** about making **BOXES, BENCHES, & BARS: Page 5**

Pg 1: Committee / Club CONTACTS, President report
Pg 2: VITAL INFO. "Around the Club" - Tenders, Members Welfare/Birthdays
Pg 3: Website links, Facebook, EVENTS, Interests
Pg 4: SAFETY Corner. Activities around the Club
Pg 5: TECHNICAL: Workshop Notes and articles.
Pg 5-8: MEMBER INTERVIEW: Bill Ireland - "BOXES, BENCHES and BARS"
Pg 9: HUMOR, and Curiosities
Pg 10: Open Times, Roster, projects, discounts, Diary

Disclaimer: All still photos in "Ingrained" are "posed" without safety gear, and not operating, to avoid operator distraction.

KDWC featured in "Ferntree Gully News" in Issue 58 (Pg 7 - April 2019) thanks to: Prasadini Nanyakkara

Knox and District Woodworkers Club

Fostering a community of woodcraft enthusiasts

At the Knox Festival last month, the Kids' Corner Workshop set up by the Knox and District Woodworkers' Club captured attention. In a time where children's lives

equipment, workbenches and a tool shop to supply the needs of the hobbyist.

In addition to Kidz Korner, the Club hosts a number of other groups that meet weekly except on Sundays, to cover a range of interests including wood turning.

KDWC VITAL information for Members

COMMITTEE EMAIL: secretary@knoxwoodies.org.au
 WEBSITE: www.knoxwoodies.org.au
 suggestions for website/Facebook: webmaster@knoxwoodies.org.au
 How to JOIN: www.knoxwoodies.org.au/membership
 LINKS: www.knoxwoodies.org.au/links
 CONSTITUTION/Committee <http://www.knoxwoodies.org.au/committee>
 SAFETY: www.knoxwoodies.org.au/safety
 Newsletters: (latest) www.knoxwoodies.org.au/current
 (archive) www.knoxwoodies.org.au/archives
 Articles to Editor news@knoxwoodies.org.au
 Facebook (invitees) www.facebook.com/groups/knoxwoodies
 Bank (Ref:name ID/purpose) Bendigo Bank BSB 633-000 A/c 1200 82748

Working with Children: workingwithchildren.vic.gov.au/home/applications/
 45 Glenfern Road, FTG 3156; Ph: 9758 4849; and the occupational field is: "42: Sporting, recreational or cultural clubs, associations or movements".



Working with Children Check

Newsletters and important news by email

please let us know if you've changed your EMAIL address

Always check your SPAM, Clutter, Trash and JUNK folders.

Send **Lynette Hartley** (secretary@knoxwoodies.org.au) a request to update your email address / records

If technical issues, call Gary: Ph: 0408 994799 anytime!

Typical questions about joining the Club

The many emails/calls we receive enquiring about what is involved in joining the club. Some usual questions are:

- **Can we teach?** No. we can't, we are not allowed to. But we share a great lot of experience with fellow members.

- **Are there female members?** Sure are – we have plenty. Age, gender, occupations and team preferences are of no issue with 'Woodies'. We're just crazy about wood!

2015 count we had 25 fine female members out of the overall 200 at the club. We've seen a 50% increase in recent years of female members, when overall growth was 25%.

- **What age groups come?** Well, our Secretary has worked out some nice statistics on that. 29% are aged 45-65, 43% are 65-85. We have some younger, and older! So there's a wealth of enthusiasm, and experience here!

- **How do I find out about what the club is like?** Drop in on a meeting night (1st WED of the month 7:15PM) or when the club is open. We love showing visitors how to become members! Refer NEWSLETTER last page for open times, and links to activities.

- How much does it cost

Latest Joining fee/membership fees are on website. Presently (2018-19) **\$100 pa (due 1st Sept)**, with 50% discount after 1st March if a new member, **PLUS** a one time **\$50 joining fee**. Late fee of \$10 applies after 31st Oct, and failing to renew by 30th Nov requires another Joining Fee of \$50 to be paid.

- When do we meet?

Refer to the last page of latest newsletters to see the times the club is open for all the activity groups. But members are also welcome to use the workshops whenever there are two or more keyholders/competent machine user attendees (for safety reasons), to undertake their own projects, but courtesy suggests that priority is given to the activity groups on 'their sessions', to allow them to progress Club works.

- **History and Activities** (See [October 2018 Newsletter summary](#))

Got some NEWS to share with other members?

If you have any articles, project notes, humorous items to share with fellow Woodies – just drop us a line!

Editor contact: news@knoxwoodies.org.au



**We thank Hon. Kim Wells MP
 - Member for Rowville
 for printing our newsletter as
 a Community Service**

Toy and Gift Making Group

TOY COUNT for XMAS Presentations: current count: 157+++

****2019 under way – we're halfway thru the year ****



Learn more about what this fine bunch of toymakers gets up to, in the [May 2018 edition](#) of "Ingrained".

Toy/Gift Making or the preparing of kits in **Kidz Korner Group**, are both great for 'those looking to practice new skills' at woodworking. Keep in mind if you've a spare few moments! ...Ed.

Member's Birthdays – MAY



Member	day:
George Giummarra	1
Jacob Castricum	1
Chris Vallence	2
Tamsyn Macdonald-Rabey	3
Harry Deschepper	14
Anthony Deabe	15
Peter Olver	16
Jennifer Chou	16
Bernard Van Lith	18
Karen Button	18
Ross Smith	22
Andre Cook	23

The very best of Birthday wishes to these members.

Hope you have a top day, and enjoy the year ahead!

[... Ed!]

Member's Welfare

Let's hope all goes well for any of our fellow Woodies, who may be unwell. Please advise Committee, so that everyone is aware.



We're all thinking of you. [... Ed!]

Social Committee Events and Enquiries

Members with SOCIAL group ideas, please Contact:
Jeff Smart 0409 251063

Bill's Website of the Month!



Bill Ireland and like-minded Woodies who like sharing information from the web.

If you have some great woodworking links to share with your mates at the Club, don't stash them away now, drop a line to the Editor (news@knoxwoodies.org.au) to share the good oil around!

Bill Ireland is a keen reader of newsletters from other clubs and to help other like-minded 'Woodies', **Gary Pope** is researching all possible Clubs (see below). At this point, we can already list **38 of those clubs** with newsletters ONLINE at their website for you to share and enjoy. Ver.14: http://webcontent.knoxwoodies.org.au/webdocs/Other_Clubs_V14.pdf

Members will find a wealth of useful woodworking info here.

....thanks for contributions to Bill's column [...Ed]

Proudly Sponsored by
Ferntree Gully
Community Bank® branch and
Rowville branch of Bendigo Bank

"INGRAINED" circulating Aust/NZ woodworking clubs

CIRCULATION status....

We've been researching/updating records of 'other clubs'.

Presently, we've identified **169 Woodworking Clubs** around Australia/New Zealand, that we share our '**Ingrained**' Newsletter with. This includes States that typically work on a **GUILD** Association method (WA: 12, SA: 13, NSW: 6, NZ: 10) and we're identifying some clubs with focus on woodworking that operate under the **Men's Shed** organisation. But by far, the majority are independent Clubs like ourselves. We're still compiling this list so that we can encourage those same clubs to collaborate on their tip's, tricks, links to industry/sponsors and interesting woodworking resources. KDWC operates on a very open/sharing basis, with the hope that the general interest in Woodworking flourishes around Aust/NZ and beyond.

When contacting present committees of other clubs, we seek clarification of their interest of fellow members visiting, and there has been an overwhelming positive reaction to this. It's nice to have the chance to share ideas and see how other Clubs run their workshops, safety and achieve success in their towns.

KDWC also shares the newsletters with key contacts in our local Knox Council, key timber related Associations, and the CWC.

Over the last 10 years, we're seeing clubs adopting website distribution of their newsletters digitally, thereby enabling easy circulation/awareness of Club happenings, to a far wider audience.

Conservatively, this equates to a potential reach of well over 5000 fellow Woodies! So sharpen your chisels for the world to see!

.....[Ed]

Events in the BIG WOODIES WORLD....

It's still early in the year for 2019 EVENTS to be updated. So, if any member or those reading our news in other Clubs, know of up-coming events. We recommend publishing it with Alison Dews as a central resource for all, via her email:

councilwoodworkclubs@gmail.com

Many thanks to **Alison Dews** of the **Council of Woodwork Clubs** for her regular, up-to-date list of events happening around Australia. They can be viewed here:

<https://www.councilwoodworkclubs.org/events>

or: <https://www.councilwoodworkclubs.org/cwc-news>

Also: another good resource for up-coming events:

<http://cwsonline.com.au> and see:

<https://www.cwsonline.com.au/news--upcoming-events.html>

(*Jim Carroll's list*) "Events & News"

GRAMPIANS U Turn. : 3rd - 6th May

TURNAROUND – Wandering Termites, MERIMBULA

Thur May 16 thru Sun May 19th. Tween Waters C'van Park

AWTEX "Get Turning" 14-16th June Kingston City Hall

BOONAH Trunaround – QTURN QLD

Fri 14th June to Sun 16th. (Jim Tutin 07 32821378)

ALBURY-WODONGA Woodcarving Weekend

Sat Jun 15th – Sun 16th Wodonga Showgrounds

Forest Edge Experience 19th-21st July (Neerim East)

held at the CYC Camp, 405 McKenzie Rd. Stay over,

(see: <https://forestedge.cyc.org.au/>)

bring your lathe/tools and enjoy a hands-on weekend.

Refer to our member: **Mary Reynolds.**

TURNAROUND- TurnUp, Lake Keepit, NSW

Fri Jul 26th to Sun 28th. (Alan Watson 0419 621 976)

TURNAROUND – TurnSA www.sefd.com.au

Fri Aug 16th - Sun 18th. (Ray/Heather Cottee 0402564209)

Timber & Working With Wood (MELB) Aug 23-25th

Phillip Island Down Under Turnaround 13th-15th Sept.

Ballarat Woodworkers Guild Show 21st-22nd Sept

LOST TRADES FAIR – Hawkesbury NSW

Sat Oct 5th – Sun 6th. www.losttrades.info

Goulburn Valley Woodworkers Show. 26th-27th Oct.

TURNAROUND, PROSERPINE QLD

Fri Nov 1st – Sun 3rd.

Lions Camp Kanga, 2396 Crystalbrook Rd, Crystal Brook.

Jindabyne Roundtoot NSW Nov 8-10

Note: For a complete list of '**TurnAbout**' events from last year, pending 2019 equivalents, See [Feb 2018](#) edition of "Ingrained"

[....thanks for website tips from: Peter Vermaas]

CLUB Equipment FOR SALE by TENDER

**** Nothing this month ****

Process: Lodge your submission to the committee, putting your name and best offered price in an **envelope in the MAIL SHUTE by the club doorway.** **Some items have a MINIMUM reserve.**

XMAS IN JULY will be Sat 6th July.

Christmas in July is on again!

This year's event will take place on **Saturday July 6 at 6.30pm.**

As per usual, it will be held at the clubrooms, it will be a catered roast dinner, and the cost will be **\$25.00 per head.**

We need to have all **payments** and final numbers in by **June 24.** Payment can be made by making direct payment to the club account: **BSB 633 000 A/c 1200 827 48.**

Please indicate **"XMAS"** plus your **membership code** *or* **surname** in the "Reference" box when paying via EFT.

*****BOOKINGS DUE BEFORE Monday June 24th please****

***If direct payment is an issue, you can call:
Jeff Smart on 0409 251 063 to pay differently.***

If you have any special dietary needs should contact Jeff.

Historic 1880's trees a treat to see at YALLUM PARK SA

A heads-up for "Woodies" who like history, wine and woodworking, when travelling over the SA border to Penola/Coonawarra.

<https://www.wattlerange.sa.gov.au/page.aspx?u=2392>

"YALLUM PARK" has been in the ownership of the 'Clifford Family' since 1914. Present Owners, Andy & Annie Clifford take tours by appointments made strictly via the Penola Tourist Information Centre. (08) 8737 2855.

Facebook: Millicent / Beach Port / Penola Coonawarra.

IE: <https://www.facebook.com/PenolaCoonawarra/>

The Estate, 8kms west of Penola, proudly retains the family home built in 1880 by **John Riddoch**, famous for his development of the Coonawarra Terra Rossa area north of Penola, and his generous donation of land to the township of Penola. The property was first settled by **Elizabeth Austin** in 1840, who went on to develop **Barwon Grange** in Winchelsea and donated proceeds of the sale of that latter property to enable Austin Hospital in Heidelberg to be erected.



But of interest to "Woodies" is the present owner, Andy, who is a key committee member for the recording of historic trees in Australia. Yallum Park has acres of trees planted in 1880's all labelled/tagged for reference.

Andy is a carpenter, as well as a keen woodworker, and proudly showed me through his huge 'Shed' and donated a nice piece of Irish Yew '*Taxus baccata 'Stricta'*' pictured here, that he pruned recently from this 140 year old tree.

That's a challenge to make something worthy of its heritage!

More pictures on page 6.

.....[Gaz]

SAFETY Corner

Knox "Woodies"
SAFETY CORNER



Dust and Fumes

Airborne dust and fumes are personal hazards and fire risks. Correctly installed and operating exhaust systems are an essential part of every workshop.



It will already be well known that breathing wood dust into your lungs is dangerous. Many of the irreversible health consequences do not appear for many years, possibly leading to some worker complacency. In researching for my own dust extraction equipment, it was always made abundantly clear that wearing close-fitting breathing protection equipment is absolutely

critical. This is because capture of 100% of the dust a woodworking machine creates is virtually impossible. Escaped dust will eventually settle to the workshop floor and unless wet, it will become airborne again when sweeping the workshop floor or just moving around.

The Club already has a commercial scale ducted dust extraction system. A particular feature of this system, is that the blower and exit air is outside the building. I wonder how many members have and use a sufficiently efficient dust extraction system in their home work-shop? Did you assemble it yourself from best bits your limited funds could afford at the time? Perhaps you have installed a maze of ducting with reducers, bends and wye's at every turn. It's scary, but I recommend you read a fine body of research by Bill Pentz into best practice of dust collection for woodworking. It was born out of his own health issues.

<http://billpentz.com/woodworking/cyclone/index.cfm#index.cfm>

Now consider these questions.

- Does your blower move 1000cfm of air or greater?
- Is your ducting at least 150mm (6") in diameter to each machine?
- Is there a pleated filter cartridge in your design or just a needle-felt bag?
- Is there a chip separator or cyclone in the design to reduce the load on the filter?
- Is the dust extractor outside and/or exit air, vented outside?

After reading, you will understand the need to work towards answering "yes" to each of these questions: I know I can't, but that is why we wear our breathing protection.

Finally, did you know that quite a number of wood species are quite toxic? Australian Cypress, Blackwood, Walnut, Laburnum and Yew are just a few you will find listed in this Wood Database.

<https://wood-database.com/wood-articles/wood-allergies-and-toxicit>









... John Freshney

Disclaimer: All still photos in "Ingrained" are "posed" without safety gear, and not operating, to avoid operator distraction.

Historic 1880's trees a treat to see at YALLUM PARK SA

Historic 1880's trees a treat to see at YALLUM PARK SA

a few nice pictures of YALLUM PARK and its botanic garden, and items of interest to visiting 'Woodies' .



Workshop Notes - "members helping members"

Phil Spencer provides inspiring technical articles for this regular TECHNICAL column.

So, what's your project presently? Drop a line with pictures to the Club via news@knoxwoodies.org.au to include in the Newsletter to share your experiences.

For this month's edition of "Ingrained", we're looking behind the scenes into the work done by some of our members, to learn from their experiences.

....[Phil]

An interview with member: Bill Ireland

This month we're talking Bandsaw **BOXES**, **BENCHES**, **BOWLS** and **BARS**, from a meetup with **Bill Ireland** and his wife **Helen**.

Bill has a long list of passions for history, memorabilia, steam trains, CFA, local and family history and of course woodworking. It's hard to comprehend how he manages to do it all! So, a little about Bill to start with.

A member since Feb 2005, Bill quickly 'got involved' with the Club, joining **Committee** in 2007, participating as **Publicity Officer** for four years from 2009, and providing invaluable help with the **newsletter team** from 2013 to present day. Bill's passion for history is well evidenced around the Clubrooms where displays of our own Club History have been framed by Bill for all to enjoy.



Bill's help with building **seat benches** started when the Club needed one, and he was quick to raise his hand to help. And as is typical of this fine Club, whenever a good member comes up with the goods, well, their skills are sought upon forever after! And so it is with Bill who's carved his name into many a project 'BENCH' for the Community.

Bill was awarded **Club Member of the Year** in 2010.

A keen photographer and one who enjoys participating in events, Bill has been a regular 'face of the Club' at many events like the Ferntree Gully Community Day, Stringybark Festival, Knox Festival, The Basin Triangle Music Festival wherever a Club stand is present and the word needs to be spread, about our Club facilities and activities.

But visiting Bill, we quickly discovered his talent with **BANDSAW BOXES** too, and so we share his tips here.

An interview with member: Bill Ireland

BENCHES

Here's a short list of just some of the recipients of Bill's handiwork making seat benches.

- our own KDWC Clubrooms
- Ambleside Historical Society
- Ferntree Gully Nursery
- Sales at Knox and Stringybark Festivals
- Collection made for Wantirna Kindergarten
- Picnic sets for Autistic School in Mulgrave




An interview with member: Bill Ireland

LIDDED BOXES

Bill enjoys making boxes that show the character of the wood, and so the wood becomes the feature, and the purpose of the box fits around that.

Natural Top Boxes example: (below right)

- framed with Silky Oak
- sides made from Poplar
- base made of Huon Pine
- finished in a full gloss lacquer



SEGMENTED BOWLS

Technique:

- Bill enjoys using the Club's middle sized bandsaw, provided the blade is straight and sharp.
- Set bandsaw table to 45 degree slant, and cut into two 1/2 circles out of a single plank.
- Rejoin the 1/2s loosely and use a compass to make a circle
- Glue the slices together with PVA white glue



An interview with member: Bill Ireland

BANDSAW BOXES

example: Single drawer cypress fence post box.



Technique:

- the real trick is to get the sequence right!
- cut out the overall outer shape
- then cut the back face off (a few millimeters thick slice)
- bandsaw the top off
- for drawers, slice the front face and rear face off, and then bandsaw the insides of the drawers out.
- For a two-drawer unit, you'll have 8 pieces to rejoin.



An interview with member: Bill Ireland



Sanding:

The ideal tool to use, is the oscillating sander at the Clubrooms. It's a vertical pole sander that spins whilst moving up/down against the sides of a rounded work piece.)



An interview with member: Bill Ireland

RECTANGULAR JEWELRY BOX from 5-plank laminated Pine (hollowed)



Technique:

- bandsaw slice the front and rear face off the box section
- Bandsaw the hollow inside, out of one complete laminate
- then separately do the lid

A Silky Oak rustic style box with character hole left there for show.



What skills do you see as important to have?

Gaining inspiration from shows like: "Restoration Australia Ch. 2 Sunday nights! Recently an 1843 farmhouse restoration, showed off what was possible!

More importantly, as Bill shares directly.....

"Being a motor mechanic for the first 20 years of my working life has given me a background in how mechanical machinery operates. Its very important to know the consequences of what could happen when you are operating machinery incorrectly.

Having some knowledge of types of timber I think, is important. Like knowing what timber you would use indoors or outdoors. Where to use types of timber for strength. Following safety rules is a very important factor."

An interview with member: Bill Ireland

What special equipment do you rely upon?

Bill's shed has a couple of favoured tools for all projects.

One of his most used machines is a table saw. Other equipment is a band saw, Router, a drop saw and a wood lathe.

**What satisfaction do you get from Woodworking?**

Bill shares: "I am a hands on person. I just love using my hands to make things especially if it has some character in it. I have always been a handy man and since I joined the club in 2005 I have honed my skills."

An interview with member: Bill Ireland

What wood/glues/finishes do you like/recommend?**Materials**

- Blackwood
- Silky Oak.
- Mulberry Tree
- Jarrah (fond memories of the old Ferntree Gully Timber Yard on Burwood Hwy near club)
- Queensland Maple
- Cooba Wattle
- Mallee Gum

Bill shares: "I suppose you could call me a bowerbird. I find it very hard to not pick up a piece of timber especially if it is free. Roadside collections are a good source. Furniture can be dismantled and used again. Cruise around industrial estates and you are sure to find pieces of timber in dump masters and also discarded pallets."

Tips and Tricks

- always start with OLD DRIED SPECIES of timber.

Glues:

- Happy using PVA white glue.
- Modge-podge glue, for making a decoupage of gum leaves on top of natural edged tops of boxes/lids.

Eg: Banksia top with redgum sided box, with gum leaves.



An interview with member: Bill Ireland

Finishes:

Bill doesn't have any special preferences of finishes.

- Bill finds that Danish Oil, burnished with a flap/rag wheel, is ideal for finishes on BOXES
- for a real high gloss, consider a full gloss lacquer
- Shella Wax applied when doing 'on lathe' work pieces.

Did your involvement with KDWC, and its fellow members, help with your pursuit?

Bill states: "I can be very grateful for the help I have received from fellow members. **Ray Norton** and **Peter Jordan** taught me the basics of wood turning. Not long after **George Knight** joined the club I approached him and asked if he would be interested in being an instructor in a furniture making class. He accepted and I learnt a lot of skills from George. **John Emptage** taught me how to make pens.

If you are a newcomer and inexperienced, start by observing skills of experienced members. Make some small items to start with. Perhaps join the toy makers or the kids corner group.

Make sure you know the safety factors of machinery before you operate them. Don't take on difficult projects too soon, just take your time. Rome wasn't built in a day. Have a try at as many things as you can until you find your niche.

Probably the first item I made at the club was a cutting board. A comment from my wife: 'Did you make that.' "

Some more of Bill's projects.


Never a lack of challenges! Once, Bill was asked to make a ASHES URN, in the shape of the original home of the deceased. Bill built it all out of Balsa Wood, and cut/made it to simulate the house from a photo provided.

COFFEE TABLES

CHAIR SIDE TABLES




ACRYLIC Pens water based polished to 1200 grit
BOTTLE STOPS
KEYRINGS



An interview with member: Bill Ireland

Eg: Block drawer with wattle faces fitted to front of drawers.

DRAWERS



CUBBY HOUSE in the yard



OUTDOOR AUSTRALIANA BAR



Thanks **Bill** for a very frank and practical insight to the woodworking projects you've tackled.

..... **[Gaz]**

HUMOR

POLITICAL CORRECTNESS

As it's no longer politically correct to direct a joke at any racial or ethnic minority, try this one:

An Englishman, a Scotsman, an Irishman, a Welshman, a Gurkha, a Latvian, a Turk, an Aussie, a German, a Yank, an Egyptian, a Jap, a Mexican, a Spaniard, a Russian, a Pole, a Lithuanian, a Jordanian, a Kiwi, a Swede, a Finn, a Canadian, an Israeli, a Romanian, a Bulgarian, a Serb, a Swiss, a Greek, a Singaporean, an Italian, a Norwegian, an Argentinian, a Libyan, a Muslim, a Hindu, a Buddhist and an African went to a night club.

The bouncer said, "Sorry, I can't let you in without a Thai.

Strewth! Hope I didn't miss anybody on this one ...[Ed]

Sadly, they get worse.....

Understanding Directions

I went to my nearby Shoppers Drug Mart, straight to the back, where the Pharmacists' high counter is located. I took out my little brown bottle, along with a teaspoon, and set them up on the counter.

The Pharmacist came over, smiled, and asked if he could help me. I said, "Yes! Could you please taste this for me?"

Seeing a senior citizen, the Pharmacist went along. He took the spoon, put a tiny bit of the liquid on it, put it on his tongue and swilled it around. Then, with a stomach-churning look on his face, he spat it out on the floor and began coughing.

When he was finally finished, I looked him right in the eye and asked, "Now, does that taste sweet to you?"

The Pharmacist, shaking his head back and forth with a venomous look in his eyes yelled, "STREWTH NO!!!"

I said, "Oh, thank goodness! That's a real relief! My doctor told me to have a Pharmacist test my urine for sugar!"

I am not allowed to go back to that Shoppers Drug Mart, but I really don't care, because they aren't very friendly there anymore!

HUMOR

The Most Amazing Intersection in the World!

In this time lapse video we see the intersection at Meskel Square, the nerve center of Addis Ababa, Ethiopia.

This intersection operates with NO white or yellow lines, NO directional arrows, NO traffic lights and NO one directing traffic.

Yet, there are no skid marks in the intersection. Driving this intersection is not for the timid, patient or slow-thinking driver.

It takes guts, split second timing, and brake and gas pedals that work! Also please note the left turning lane. Also check out the pedestrians as they navigate this chaos.

[Meskel Square...Crazy!](https://www.youtube.com/embed/UEIn8GJlg0E?rel=0)

<https://www.youtube.com/embed/UEIn8GJlg0E?rel=0>



**NEVER BUY A DOG WHEN
YOU'RE DRUNK**



Thanks to members for their contributions![Ed]

remember: I just share them! [Ed]

Weekly Workshop Hours and Keyholders <i>(click website links to Activity HISTORY info)</i>					
<i>Note: All Members are welcome to access the Clubrooms at any of these times.</i>					
Monday	09:00AM	- 12:30PM	Wood Turning	Henk Eyssens	5968 5119
Tuesday	08:30AM	- 02:30PM	Kidz Korner General Access	Dick Webb Andre Cook	97645321 0488 585 970
	06:30PM	- 09:30PM	Wood Turning	Larry Clemmet	0417 328 425
Wednesday	09:00AM	- 02:00PM	General Access	Dick Webb	97645321
Thursday	09:30AM	- 02:30PM	Toymakers	Tony Deabe	9774 7917
	06:30PM	- 09:30PM	Furniture Making	Mark Guscott	0412 558488
	06:30PM	- 09:30PM	Carving (for all!)	Albert Bak	0419 384099
Friday	10:00AM	- 01:30PM	General Access	Barry McDermott	9753 6157
	06:30PM	- 09:30PM	Rocking Horses	Neil Harris	9727 1413
Saturday	see roster below and WORKING BEES				
Sunday	(closed)				

Saturday Morning Roster		
Opening 09:30 am to 12:30 pm		
Apr 27 th	Ladislav Toman	0410 405 227
May 4 th	Peter Collins	0409 183 453
May 11 th	Tom Keane	9728 3230
May 18 th	Phil Dunstan	0413 255399
May 25 th	Dick Webb	9764 5321
Jun 1 st	Rodney Williams	0448 686 537
Jun 8 th	WORKING BEE	
Jun 15 th	Ladislav Toman	0410 405 227
Jun 22 nd	Peter Collins	0409 183 453
Jun 29 th	Tom Keane	9728 3230

NOTE: If no member arrives by 10:30am, the Key Holder has the option of closing Clubrooms

Club Projects <i>(ref: Andre Cook)</i>		
Project		Recipient
Adult/Joint toy/gifts for Xmas Donations (Nov)		Various for Xmas
Various Turnings for raffle/festival prizes		Festival stock &c
Kidz Korner kits for regular sales/events		KK Activities
Current jobs / recently completed		
House Veranda Trellis	**DONE**	Happy Lady!
School iPod boxes	**DONE**	Happy School!
Wooden Bowl Polishing	**DONE**	Very happy!
Camera Lens Board	**DONE**	Happy Gent!
Rabbit feeding boards	**DONE** plus more!	Maybe more...
Wooden wedges	**DONE**	Thanks team!
Reminiscence boxes	**DONE**	Helpful!
Possum Boxes	**TBA**	TBA....

Member's Discounts

The Following Suppliers offer discounts to Members.
****Show some suitable KDWC / personal ID****

- [Budget Car and Truck Rental \(FTG\).](#)
- [Caroll's Woodcraft Supplies.](#)
- [Carbatec.](#)
- [Ferntree Gully Bolts](#)
- [Jalor Tools](#)
- [Mitre-10 – Bayswater.](#) (Timber purchases only)
- [Pop's Shed.](#)
- [Screwit – Supplier of Sachy Screws](#)
- [Tait's Timber Glen Iris](#)
- [Sonicsales \(ONLINE\)](#) (Woodworking Machinery Specialists.)

Important Diary Dates and coming events

Wed	24 th Apr	Committee Meeting	7:00PM
Wed	1 st May	Members' Meeting	7:30PM
Wed	22 nd May	Committee Meeting	7:00PM
Wed	5 th June	Members' Meeting	7:30PM
Sat	8 th June	WORKING BEE	8:00AM
Mon	10 th June	Queen's Birthday **CLOSED**	
Wed	19 th June	Committee Meeting	7:00PM

Merchandise and Materials on sale at Club

(effective 1st July 2018)

- Club Caps \$12.00
- Club Polo Shirts \$35.00
- Club Fleecy Tops - Half Zip \$45.00
- Club Fleecy Tops - Full-length Zip \$55.00
- Club VESTS (see pics in Sept 2016 news) \$70.00
- Note: Personal embroidery, eg: names, are: \$6 extra

**** STOP PRESS ****

XMAS IN JULY Sat 6th July (See page 4)
*****BOOKINGS DUE BEFORE Monday June 24th please****